



# Regulatory Compliance and Safety Information for the Cisco 678 ADSL Router

---

This document provides regulatory compliance and safety information for the Cisco 678 asymmetric digital subscriber line (ADSL) router. Use this document in conjunction with the publications that shipped with your product.

This document contains the following sections:

- Safety Recommendations, page 1
- General Site Requirements, page 2
- Agency Approvals, page 2
- FCC Directives Compliance, page 2
- Translated Safety Warnings, page 2
- Obtaining Documentation, page 8
- Obtaining Technical Assistance, page 9

## Safety Recommendations

To ensure general safety, follow these guidelines:

- Keep the equipment area clear and dust-free during and after installation.
- Keep tools away from walk areas where you and others could fall over them.
- Wear a ground strap when performing any work on your PC or related electronic equipment.
- Do not perform any action that creates a potential hazard to people or makes the equipment unsafe.

# General Site Requirements

Place the Cisco 678 ADSL router on a desktop. The following precautions will help you plan an acceptable operating environment for your equipment.

- Electrical equipment generates heat. Ambient air temperature might not be adequate to cool equipment to acceptable operating temperatures without adequate circulation.
- Ensure that the room in which you operate your system has adequate air circulation.
- Check the power at your site to ensure that you are receiving “clean” power (free of spikes and noise). Install a power conditioner if necessary.

## Agency Approvals

The following agency approvals apply to the Cisco 678 ADSL router:

- FCC Part 15—United States Federal Communications Commission Part 15, Subpart B
- CSA Std. C108.8—EMC (Industry Canada, Radio Interference Regulations, Issue 2) Canadian Standard C108.8
- UL-Listed, Third Edition
- CE Marked for EMC and Safety

## FCC Directives Compliance

The following information is for FCC compliance of Class B devices: The equipment described in this manual generates and may radiate radio-frequency energy. If it is not installed in accordance with Cisco’s installation instructions, it may cause interference with radio and television reception. This equipment has been tested and found to comply with the limits for a Class B digital device in accordance with the specifications in part 15 of the FCC rules. These specifications are designed to provide reasonable protection against such interference in a residential installation. However, there is no guarantee that interference will not occur in a particular installation.

Modifications to this product not authorized by Cisco Systems, Inc. could void the FCC approval and negate your authority to operate the product.

## Translated Safety Warnings

This section includes translations in multiple languages of the warnings that appear in your equipment documentation. Before working on equipment, be aware of the hazards involved with electrical circuitry and standard safety practices to prevent accidents.

## Warning Definition



Warning	This warning symbol means <i>danger</i> . You are in a situation that could cause bodily injury. Before you work on any equipment, be aware of the hazards involved with electrical circuitry and be familiar with standard practices for preventing accidents.
Waarschuwing	Dit waarschuwingssymbool betekent gevaar. U verkeert in een situatie die lichamelijk letsel kan veroorzaken. Voordat u aan enige apparatuur gaat werken, dient u zich bewust te zijn van de bij elektrische schakelingen betrokken risico's en dient u op de hoogte te zijn van standaard maatregelen om ongelukken te voorkomen.
Varoitus	Tämä varoitusmerkki merkitsee vaaraa. Olet tilanteessa, joka voi johtaa ruumiinvammaan. Ennen kuin työskentelet minkään laitteiston parissa, ota selvää sähkökytkentöihin liittyvistä vaaroista ja tavanomaisista onnettomuuksien ehkäisykeinoista.
Attention	Ce symbole d'avertissement indique un danger. Vous vous trouvez dans une situation pouvant causer des blessures ou des dommages corporels. Avant de travailler sur un équipement, soyez conscient des dangers posés par les circuits électriques et familiarisez-vous avec les procédures couramment utilisées pour éviter les accidents.
Warnung	Dieses Warnsymbol bedeutet Gefahr. Sie befinden sich in einer Situation, die zu einer Körperverletzung führen könnte. Bevor Sie mit der Arbeit an irgendeinem Gerät beginnen, seien Sie sich der mit elektrischen Stromkreisen verbundenen Gefahren und der Standardpraktiken zur Vermeidung von Unfällen bewußt.
Avvertenza	Questo simbolo di avvertenza indica un pericolo. La situazione potrebbe causare infortuni alle persone. Prima di lavorare su qualsiasi apparecchiatura, occorre conoscere i pericoli relativi ai circuiti elettrici ed essere al corrente delle pratiche standard per la prevenzione di incidenti.
Advarsel	Dette varselsymbolet betyr fare. Du befinner deg i en situasjon som kan føre til personskade. Før du utfører arbeid på utstyr, må du være oppmerksom på de faremomentene som elektriske kretser innebærer, samt gjøre deg kjent med vanlig praksis når det gjelder å unngå ulykker.
Aviso	Este símbolo de aviso indica perigo. Encontra-se numa situação que lhe poderá causar danos físicos. Antes de começar a trabalhar com qualquer equipamento, familiarize-se com os perigos relacionados com circuitos eléctricos, e com quaisquer práticas comuns que possam prevenir possíveis acidentes.
¡Advertencia!	Este símbolo de aviso significa peligro. Existe riesgo para su integridad física. Antes de manipular cualquier equipo, considerar los riesgos que entraña la corriente eléctrica y familiarizarse con los procedimientos estándar de prevención de accidentes.
Varning!	Denna varningssymbol signalerar fara. Du befinner dig i en situation som kan leda till personskada. Innan du utför arbete på någon utrustning måste du vara medveten om farorna med elkretsar och känna till vanligt förfarande för att förebygga skador.

## Installation Warning




---

Warning	Read the installation instructions before you connect the system to its power source.
Waarschuwing	Raadpleeg de installatie-aanwijzingen voordat u het systeem met de voeding verbindt.
Varoitus	Lue asennusohjeet ennen järjestelmän yhdistämistä virtalähteeseen.
Attention	Avant de brancher le système sur la source d'alimentation, consulter les directives d'installation.
Warnung	Lesen Sie die Installationsanweisungen, bevor Sie das System an die Stromquelle anschließen.
Avvertenza	Consultare le istruzioni di installazione prima di collegare il sistema all'alimentatore.
Advarsel	Les installasjonsinstruksjonene før systemet kobles til strømkilden.
Aviso	Leia as instruções de instalação antes de ligar o sistema à sua fonte de energia.
¡Advertencia!	Ver las instrucciones de instalación antes de conectar el sistema a la red de alimentación.
Varning!	Läs installationsanvisningarna innan du kopplar systemet till dess strömförsörjningsenhet.

---

## Product Disposal Warning




---

Warning	Ultimate disposal of this product should be handled according to all national laws and regulations.
Waarschuwing	Dit produkt dient volgens alle landelijke wetten en voorschriften te worden afgedankt.
Varoitus	Tämän tuotteen lopullisesta hävittämisestä tulee huolehtia kaikkia valtakunnallisia lakeja ja säännöksiä noudattaen.
Attention	La mise au rebut définitive de ce produit doit être effectuée conformément à toutes les lois et réglementations en vigueur.
Warnung	Dieses Produkt muß den geltenden Gesetzen und Vorschriften entsprechend entsorgt werden.

Avvertenza	L'eliminazione finale di questo prodotto deve essere eseguita osservando le normative italiane vigenti in materia.
Advarsel	Endelig disponering av dette produktet må skje i henhold til nasjonale lover og forskrifter.
Aviso	A descargem final deste produto deverá ser efectuada de acordo com os regulamentos e a legislação nacional.
¡Advertencia!	El desecho final de este producto debe realizarse según todas las leyes y regulaciones nacionales.
Varning!	Slutlig kassering av denna produkt bör skötas i enlighet med landets alla lagar och föreskrifter.

## Lightning Activity Warning



Warning	Do not work on the system or connect or disconnect cables during periods of lightning activity.
Waarschuwing	Tijdens onweer dat gepaard gaat met bliksem, dient u niet aan het systeem te werken of kabels aan te sluiten of te ontkoppelen.
Varoitus	Älä työskentele järjestelmän parissa äläkä yhdistä tai irrota kaapeleita ukkosilmalla.
Attention	Ne pas travailler sur le système ni brancher ou débrancher les câbles pendant un orage.
Warnung	Arbeiten Sie nicht am System und schließen Sie keine Kabel an bzw. trennen Sie keine ab, wenn es gewittert.
Avvertenza	Non lavorare sul sistema o collegare oppure scollegare i cavi durante un temporale con fulmini.
Advarsel	Utfør aldri arbeid på systemet, eller koble kabler til eller fra systemet når det tordner eller lyner.
Aviso	Não trabalhe no sistema ou ligue e desligue cabos durante períodos de mau tempo (trovoada).
¡Advertencia!	No operar el sistema ni conectar o desconectar cables durante el transcurso de descargas eléctricas en la atmósfera.
Varning!	Vid åska skall du aldrig utföra arbete på systemet eller ansluta eller koppla loss kablar.

## No On/Off Switch Warning



Warning

Unplug the power cord before you work on a system that does not have an on/off switch.

Waarschuwing

Voordat u aan een systeem werkt dat geen aan/uit schakelaar heeft, dient u de stekker van het netsnoer uit het stopcontact te halen.

Varoitus

Ennen kuin teet mitään sellaiselle järjestelmälle, jossa ei ole kaksiasentokytkintä, kytke irti virtajohto.

Attention

Avant de travailler sur un système non équipé d'un commutateur marche-arrêt, débrancher le cordon d'alimentation.

Warnung

Bevor Sie an einem System ohne Ein/Aus-Schalter arbeiten, ziehen Sie das Netzkabel heraus.

Avvertenza

Prima di lavorare su un sistema che non è dotato di un interruttore on/off, scollegare il cavo di alimentazione.

Advarsel

Før det skal utføres arbeid på et system som ikke har en av/på-bryter, skal strømledningen trekkes ut.

Aviso

Antes de começar a trabalhar num sistema que não possua um interruptor ON/OFF, desligue o cabo de alimentação.

¡Advertencia!

Antes de trabajar sobre cualquier sistema que carezca de interruptor de Encendido/Apagado (ON/OFF), desenchufar el cable de alimentación.

Varning!

Dra ur nätsladden innan du utför arbete på ett system utan strömbrytare.

## SELV Circuit Warning



Warning

The ports labeled "Ethernet," "Token Ring," and "AUX" are safety extra-low voltage (SELV) circuits. SELV circuits should only be connected to other SELV circuits. Because the BRI circuits are treated like telephone-network voltage, avoid connecting the SELV circuit to the telephone network voltage (TNV) circuits.








Waarschuwing

De poorten die "Ethernet", "Token Ring" en "AUX" zijn gelabeld, zijn veiligheidscircuits met extra lage spanning (genaamd SELV = Safety Extra-Low Voltage). SELV-circuits mogen alleen met andere SELV-circuits verbonden worden. Omdat de BRI-circuits op dezelfde manier als telefoonnetwerkspanning behandeld worden, mag het SELV-circuit niet met de telefoonnetwerkspanning (TNV) circuits verbonden worden.

Varoitus	Portit, joissa on nimet "Ethernet", "TokenRing" ja "AUX", ovat erityisen pienen jännitteen omaavia turvallisuuspiirejä (SELV-piirejä). Tällaiset SELV-piirit tulee yhdistää ainoastaan muihin SELV-piireihin. Koska perusluokan liitäntöjen (Basic Rate Interface- eli BRI-liitännät) jännite vastaa puhelinverkoston jännitettä, vältä SELV-piirin yhdistämistä puhelinverkoston jännitepiireihin (TNV-piireihin).
Attention	Les ports étiquetés « Ethernet », « Token Ring » et « AUX » sont des circuits de sécurité basse tension (Safety Extra-Low Voltage ou SELV). Comme les circuits BRI sont considérés comme des sources de tension de réseau téléphonique, éviter de connecter un circuit SELV à un circuit de tension de réseau téléphonique (telephone network voltage ou TNV).
Warnung	Die mit "Ethernet", "Token Ring" und "AUX" beschrifteten Buchsen sind Sicherheitskreise mit Sicherheitskleinspannung (Safety Extra-Low Voltage = SELV). SELV-Kreise sollten ausschließlich an andere SELV-Kreise angeschlossen werden. Da BRI-Kreise wie Telefonnetzspannungen behandelt werden, ist der SELV-Kreis nicht an Telefonnetzspannungskreise (TNV) anzuschließen.
Avvertenza	Le porte contrassegnate da "Ethernet", "Token Ring" e "AUX" sono circuiti di sicurezza con tensione molto bassa (SELV). I circuiti SELV devono essere collegati solo ad altri circuiti SELV. Dato che i circuiti BRI vengono trattati come circuiti a tensione di rete telefonica, evitare di collegare il circuito SELV ai circuiti in cui è presente la tensione di rete telefonica (TNV).
Advarsel	Utgangene merket "Ethernet", "Token Ring" og "AUX" er lavspenktretser (SELV) for ekstra sikkerhet. SELV-kretser skal kun kobles til andre SELV-kretser. Da BRI-kretsene håndteres som telenettspenning, bør du unngå å koble SELV-kretsen til kretser for telenettspenning (TNV).
Aviso	As portas com as etiquetas "Ethernet", "Token Ring" e "AUX" são circuitos de segurança de baixa tensão (SELV). Estes circuitos deverao ser ligados apenas a outros circuitos SELV. Devido ao facto dos circuitos BRI (Interface de Ritmo Básico) serem tratados como sendo de tensão equivalente à da rede telefónica, evite ligar o circuito SELV aos circuitos TNV (tensão de rede telefónica).
¡Advertencia!	Los puertos "Ethernet", "Token Ring", y "AUX" son circuitos de muy baja señal que garantizan ausencia de peligro (Safety Extra-Low Voltage = SELV). Estos circuitos SELV deben ser conectados exclusivamente con otros también de tipo SELV. Puesto que los circuitos tipo BRI se comportan como aquéllos con voltajes de red telefónica, debe evitarse conectar circuitos SELV con circuitos de voltaje de red telefónica (TNV).
Varning!	De portar som är märkta "Ethernet", "Token Ring" och "AUX" är SELV-kretsar, d.v.s. skyddskretsar med extra låg spänning (SELV: Safety Extra-Low Voltage = skyddsklenspanning). SELV-kretsar får endast anslutas till andra SELV-kretsar. Eftersom BRI-kretsar behandlas liksom telefonnätsspänning bör SELV-kretsen inte anslutas till telefonnätsspänningskretsar (TNV-kretsar).

## Additional Warnings

There are currently no translations available for the additional warnings listed below.

-  **Warning** To prevent dangerous overloading of the power circuit, read the label on the rear of the Cisco 678 that indicates maximum power load ratings. Failure to follow these rating guidelines could result in a dangerous situation.
-  **Warning** Do not use this product near water; for example, near a bath tub, wash bowl, kitchen sink or laundry tub, in a wet basement, or near a swimming pool.
-  **Warning** Never install telephone wiring during an electrical storm.
-  **Warning** Never install telephone jacks in wet locations unless the jack is specifically designed for wet locations.
-  **Warning** Never touch uninsulated telephone wires or terminals unless the telephone line has been disconnected at the network interface.
-  **Warning** Avoid using a telephone (other than a cordless type) during an electrical storm. There may be a remote risk of electric shock from lightning.
-  **Warning** Do not use a telephone to report a gas leak in the vicinity of the leak.

## Obtaining Documentation

### World Wide Web

You can access the most current Cisco documentation on the World Wide Web at <http://www.cisco.com>, <http://www-china.cisco.com>, or <http://www-europe.cisco.com>.

### Documentation CD-ROM

Cisco documentation and additional literature are available in a CD-ROM package, which ships with your product. The Documentation CD-ROM is updated monthly. Therefore, it is probably more current than printed documentation. The CD-ROM package is available as a single unit or as an annual subscription.



## Ordering Documentation

Registered CCO users can order the Documentation CD-ROM and other Cisco Product documentation through our online Subscription Services at <http://www.cisco.com/cgi-bin/subcat/kaojump.cgi>.

Nonregistered CCO users can order documentation through a local account representative by calling Cisco's corporate headquarters (California, USA) at 408 526-4000 or, in North America, call 800 553-NETS (6387).

## Obtaining Technical Assistance

Cisco provides Cisco Connection Online (CCO) as a starting point for all technical assistance. Warranty or maintenance contract customers can use the Technical Assistance Center. All customers can submit technical feedback on Cisco documentation using the web, e-mail, a self-addressed stamped response card included in many printed docs, or by sending mail to Cisco.

### Cisco Connection Online

Cisco continues to revolutionize how business is done on the Internet. Cisco Connection Online is the foundation of a suite of interactive, networked services that provides immediate, open access to Cisco information and resources at anytime, from anywhere in the world. This highly integrated Internet application is a powerful, easy-to-use tool for doing business with Cisco.

CCO's broad range of features and services helps customers and partners to streamline business processes and improve productivity. Through CCO, you will find information about Cisco and our networking solutions, services, and programs. In addition, you can resolve technical issues with online support services, download and test software packages, and order Cisco learning materials and merchandise. Valuable online skill assessment, training, and certification programs are also available.

Customers and partners can self-register on CCO to obtain additional personalized information and services. Registered users may order products, check on the status of an order and view benefits specific to their relationships with Cisco.

You can access CCO in the following ways:

- WWW: [www.cisco.com](http://www.cisco.com)
- Telnet: [cco.cisco.com](telnet://cco.cisco.com)
- Modem using standard connection rates and the following terminal settings: VT100 emulation; 8 data bits; no parity; and 1 stop bit.
  - From North America, call 408 526-8070
  - From Europe, call 33 1 64 46 40 82

You can e-mail questions about using CCO to [cco-team@cisco.com](mailto:cco-team@cisco.com).

## Technical Assistance Center

The Cisco Technical Assistance Center (TAC) is available to warranty or maintenance contract customers who need technical assistance with a Cisco product that is under warranty or covered by a maintenance contract.

To display the TAC web site that includes links to technical support information and software upgrades and for requesting TAC support, use [www.cisco.com/techsupport](http://www.cisco.com/techsupport).

To contact by e-mail, use one of the following:

Language	E-mail Address
English	<a href="mailto:tac@cisco.com">tac@cisco.com</a>
Hanzi (Chinese)	<a href="mailto:chinese-tac@cisco.com">chinese-tac@cisco.com</a>
Kanji (Japanese)	<a href="mailto:japan-tac@cisco.com">japan-tac@cisco.com</a>
Hangul (Korean)	<a href="mailto:korea-tac@cisco.com">korea-tac@cisco.com</a>
Spanish	<a href="mailto:tac@cisco.com">tac@cisco.com</a>
Thai	<a href="mailto:thai-tac@cisco.com">thai-tac@cisco.com</a>

In North America, TAC can be reached at 800 553-2447 or 408 526-7209. For other telephone numbers and TAC e-mail addresses worldwide, consult the following web site:  
<http://www.cisco.com/warp/public/687/Directory/DirTAC.shtml>.

## Documentation Feedback

If you are reading Cisco product documentation on the World Wide Web, you can submit technical comments electronically. Click **Feedback** in the toolbar and select **Documentation**. After you complete the form, click **Submit** to send it to Cisco.

You can e-mail your comments to [bug-doc@cisco.com](mailto:bug-doc@cisco.com).

To submit your comments by mail, for your convenience many documents contain a response card behind the front cover. Otherwise, you can mail your comments to the following address:

Cisco Systems, Inc.  
 Document Resource Connection  
 170 West Tasman Drive  
 San Jose, CA 95134-9883

We appreciate and value your comments.

This document is to be used in conjunction with the publications that shipped with the Cisco 678 ADSL router.

Access Registrar, AccessPath, Any to Any, AtmDirector, Browse with Me, CCDA, CCDE, CCDP, CCIE, CCNA, CCNP, CCSI, CD-PAC, the Cisco logo, Cisco Certified Internetwork Expert logo, *CiscoLink*, the Cisco Management Connection logo, the Cisco NetWorks logo, the Cisco Powered Network logo, Cisco Systems Capital, the Cisco Systems Capital logo, Cisco Systems Networking Academy, the Cisco Systems Networking Academy logo, the Cisco Technologies logo, ConnectWay, Fast Step, FireRunner, Follow Me Browsing, FormShare, GigaStack, IGX, Intelligence in the Optical Core, Internet Quotient, IP/VC, Kernel Proxy, MGX, MultiPath Data, MultiPath Voice, Natural Network Viewer, NetSonar, Network Registrar, the Networkers logo, *Packet*, PIX, Point and Click Internetworking, Policy Builder, Precept, ScriptShare, Secure Script, ServiceWay, Shop with Me, SlideCast, SMARTnet, SVX, *The Cell*, TrafficDirector, TransPath, ViewRunner, Virtual Loop Carrier System, Virtual Service Node, Virtual Voice Line, VisionWay, VlanDirector, Voice LAN, WaRP, Wavelength Router, Wavelength Router Protocol, WebViewer, Workgroup Director, and Workgroup Stack are trademarks; Changing the Way We Work, Live, Play, and Learn, Empowering the Internet Generation, The Internet Economy, and The New Internet Economy are service marks; and ASIST, BPX, Catalyst, Cisco, Cisco IOS, the Cisco IOS logo, Cisco Systems, the Cisco Systems logo, the Cisco Systems Cisco Press logo, Enterprise/Solver, EtherChannel, EtherSwitch, FastHub, FastLink, FastPAD, FastSwitch, GeoTel, IOS, IP/TV, IPX, LightStream, LightSwitch, MICA, NetRanger, Post-Routing, Pre-Routing, Registrar, StrataView Plus, Stratum, TeleRouter, and VCO are registered trademarks of Cisco Systems, Inc. or its affiliates in the U.S. and certain other countries. All other trademarks mentioned in this document are the property of their respective owners. The use of the word partner does not imply a partnership relationship between Cisco and any of its resellers. (9912R)

Copyright © 2000, Cisco Systems, Inc.  
 All rights reserved.